

20W SMD  
Folding Work Light

CE RoHs

LED-385
LED-385RM

Twin-head light for endless applications;  
both indoors and outdoors

High Output  
Twin-heads deliver high quality and uniform  
illumination

Heads can be used separately or both  
together for all-around illumination

Single push-button controlled output

Sturdy Construction  
Impact-resistant nylon body with protective  
TPR corners

Nylon handle makes it convenient to carry  
around swivels full 360° for complete  
adjustment as needed

Handle also doubles up as a stand for  
convenient placement on a flat surface

Suitable for both indoor & outdoor  
applications: Automotive, Industrial,  
Construction, Camping etc.

Available in two Versions:

- a. Drycell  
Runs on 4 × AA drycell batteries  
(included)
- b. Rechargeable  
Runs on 3.7V 5000 mAh lithium polymer  
battery




LED/385  
Drycell

Multiple Working Modes

	1ST PRESS	2ND PRESS	3RD PRESS
	BOTH LIGHTS ON	LIGHT 1 ON	LIGHT 2 ON
LUMEN	1000	500	500
RUN TIME	3 hrs	6 hrs	6 hrs



Power Source



4 × AA BATTERY  
(included)

ORDERING INFORMATION

CAT NR.	ORD NR.
LED/385	55086



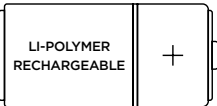
LED/385RM  
Rechargeable

Multiple Working Modes

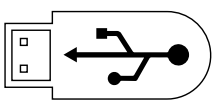
	1ST PRESS	2ND PRESS	3RD PRESS
	BOTH LIGHTS ON	LIGHT 1 ON	LIGHT 2 ON
LUMEN	1000	500	500
RUN TIME	3 hrs	6 hrs	6 hrs



Power Source




RECHARGEABLE BATTERY  
3.7V 5000 mAh  
CHARGE TIME: 6 hours



ORDERING INFORMATION

CAT NR.	ORD NR.
LED/385RM	55087



Charge via laptop, wall charger, etc.



5V 1A USB output port to charge mobiles



Magnet on swivel handle can also be used to  
affix light on any metal surface

Swivel Handle



Light can be flattened giving  
easy access in tight spaces