

Coping Saw Frames

CSF

An ideal saw for the discerning craftsman and DIY enthusiasts

Used for cutting intricate shapes in wood

Blade can be turned to cut at any angle

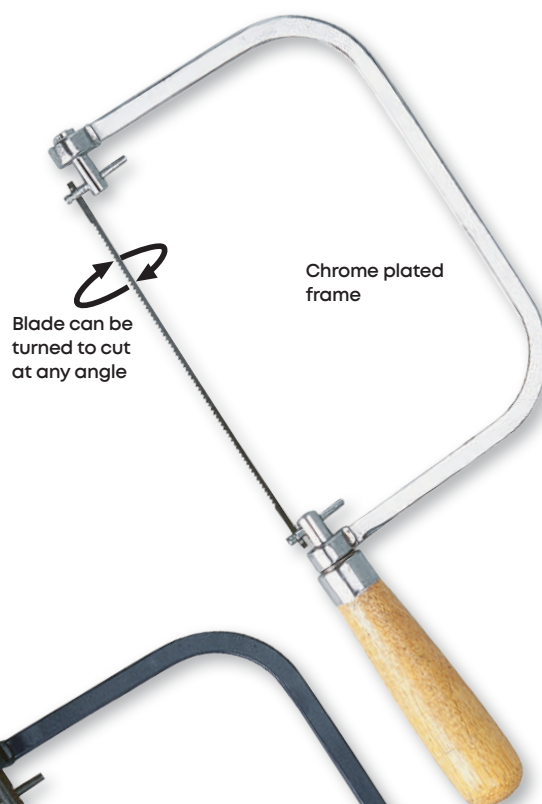
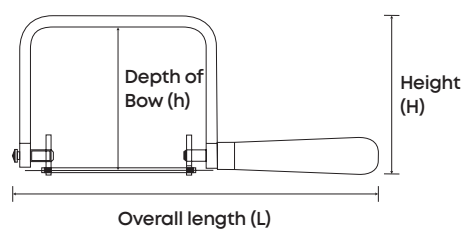
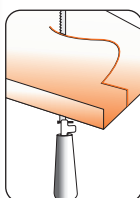
Required tension is achieved by turning the handle

Well designed wooden handle provides comfortable grip

Complete with a well set coping saw blade

Available in two finishes:

1. **Blue powder coated**
2. **Premium chrome plated**



ORDERING INFORMATION

CAT NR.	ORD NR.	DETAILS	OVERALL LENGTH (L)		HEIGHT (H)		DEPTH OF BOW (h)		BOX QTY.
			(INCH)	(MM)	(INCH)	(MM)	(INCH)	(MM)	
CSF/10	30220	Blue Powder Coated Frame	12-3/4	320	5-7/16	136	5	125	80
* CSF/10/CP	30221	Chrome Plated Frame	12-3/4	320	5-7/16	136	5	125	80

* Best Seller